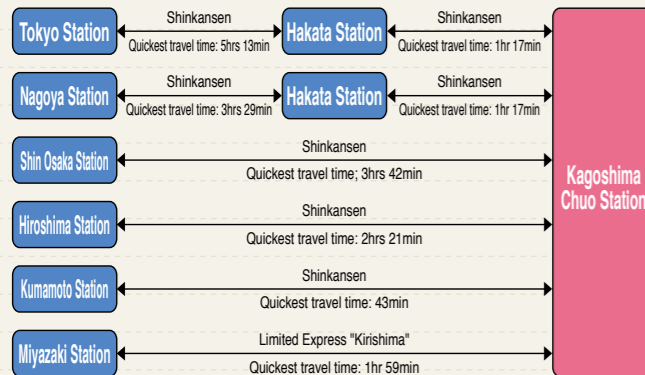


# Access to Kagoshima

※Please check times and fares in advance.  
(As of Jul. 2015)  
Access by JR Railways

## Access by JR Railways

※As of Jul. 2015 JR Kyushu Information Center TEL050-3786-1717 (8:00AM-8:00PM)



※Travel time depends on train of your choice.

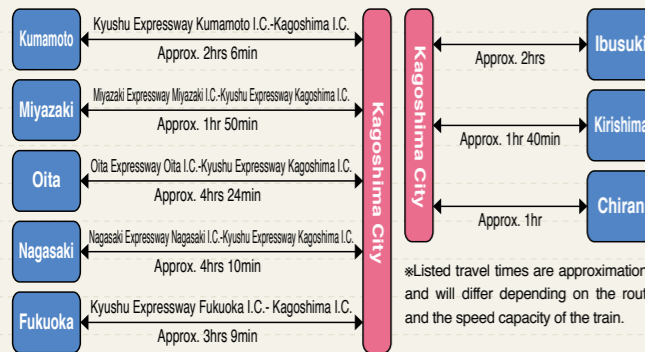
## Access to Ibusuki, Hayato and Kirishima (Sightseeing Trains)

※As of Jul. 2015 ※Please check the departure time in advance.  
JR Kyushu Information Center TEL050-3786-1717 (8:00AM-8:00PM)

Routes	Train	Departure times	Duration
Kagoshima Chuo → Ibusuki	Ibusuki-no-Tamatabako	●Departing Kagoshima Chuo Station (Daily Departures) 9:58AM/ 11:57AM/ 2:02PM ※Assigned Seating	Approx. 55min
Kagoshima Chuo → Yoshimatsu	Hayato-no-Kaze	●Departing Kagoshima Chuo Station (Daily Departures) 9:25AM/ 1:24PM	Approx. 1hr 40min (Kagoshima → Hayato Approx. 40min) (Hayato → Yoshimatsu Approx. 60min)

## Access by cars

West Nippon Expressway Company Customer Center TEL 0120-924863/ 06-6876-9031  
Ibusuki Skyline Administrative Office TEL 090-275-3111



## Map of Kyushu



## Access by air



### Domestic flights

Airport	Travel Time
Tokyo(Haneda)	1:45
Tokyo(Narita)	1:55
Mt. Fuji Shizuoka	1:35
Chubu(Centrair)	1:20
Osaka(Itami)	1:15
Osaka(Kansai)	1:10
Kobe	1:05
Matsuyama	0:55
Fukuoka	0:45
Tanegashima	0:40
Yakushima	0:35
Kikajima	1:15
Amami	1:05
Tokunoshima	1:10
Okinorabujima	1:15
Yoron	1:20
Okinawa(Naha)	1:20

### International flights

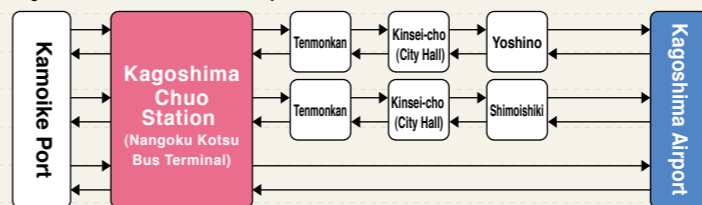
Airport	Travel Time
Seoul	1:35
Shanghai	1:40
Taipei	2:10
Hong Kong	2:45

※Listed travel times are approximations.

Contact ●Japan Airline (JAL) and Japan Air Commuter (JAC) TEL 0570-025-071 ●All Nippon Airways (ANA) TEL 0570-029-222 ●Fuji Dream Airlines (FDA) TEL 0570-55-0489 ●Solaseed Air (SNA) TEL 0570-037-283 ●Skymark Airlines (SKY) TEL 050-3116-7370 ●Peach Aviation (apj) TEL 0570-200-489 ●Jetstar (JJP) TEL 0570-550-538 ●Korean Air (KAL) TEL 099-227-3367 ●China Eastern Airlines (CES) TEL 099-219-8888 ●China Airlines (CAL) TEL 03-6378-8855 ●Hong Kong Airlines (CRK) TEL 098-863-6662

## Airport Shuttle Bus

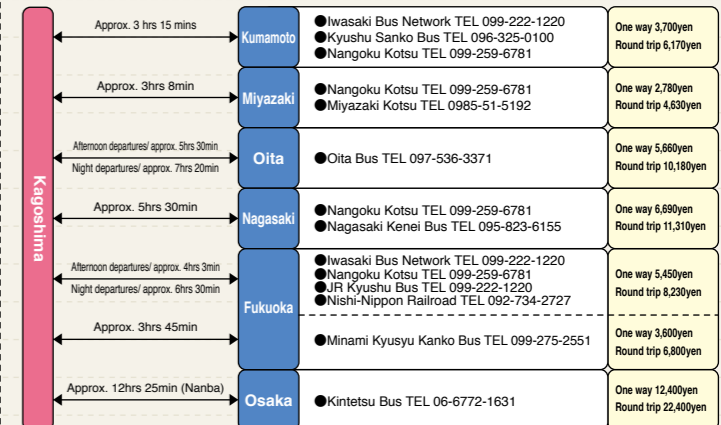
Airport shuttle buses depart both from Airport and downtown (Tenmonkan) almost every 10 minutes. Travel Time: Approx. 90 min from Kamoike, approx. 55 min from Tenmonkan, and approx. 40-60 min from Kagoshima Chuo Station. Fare: 1250 yen



※Major bus stops are listed.  
※Some bus services don't stop at Kamoike Port. Please check the route in advance.  
Iwasaki Bus Network TEL 099-247-2341  
Nangoku Kotsu Airport Shuttle Bus TEL 099-255-2141

## Access by highway express buses

※Travel times are estimated starting from Kagoshima Chuo station.



## Voyage from Kagoshima City

Kagoshima City is surrounded by seas. Ferries and ships connect Main Port and New Kagoshima Port of Kagoshima City and islands like Tanegashima, Yakushima and Amami. You can reach Tarumizu City on the eastern Osumi peninsula from Kamoike Port, Kagoshima City. The beautiful scenery of Sakurajima and Kagoshima City is at hand.

